

2015 CIRP Freshman Survey: Summary Report

ABOUT THE CIRP FRESHMAN SURVEY

The CIRP Freshman Survey, administered by UCLA's Higher Education Research Institute, is designed for administration to incoming first-year students before they start classes. The instrument collects extensive information that allows for a snapshot of incoming students before they experience college.

This report summarizes selected responses from 424 first-time, full-time students and 20 transfer students.

DIVERSITY

• First-generation Status

7%	17%
<i>Neither parent attended college**</i>	<i>Neither parent earned a college degree**</i>

• Sexual Orientation

7% identify as gay, bisexual, or other

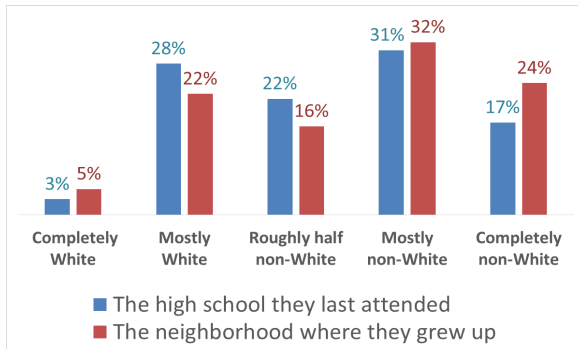
• Geographic Origin

68% of freshmen's permanent home are 100 miles or more away from Morehouse College.

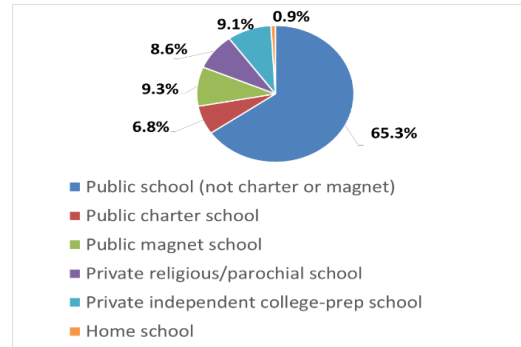
• Estimated Family Income

35%	65%
<i>Below \$50,000</i>	<i>\$50,000 or Above</i>

• High School/ Neighborhood Racial Composition



• High School Type



• High School GPA

29%	61%	10%
<i>A-, A or A+</i>	<i>B-, B or B+</i>	<i>C+ or C</i>

• 20% have taken courses for credit at Morehouse prior to the fall 2015 term.

FINANCING COLLEGE

• 77% report having concerns about financing their education.

• 75% report having taken out loans.

• 55% report utilizing merit-based grants or scholarships.

• 51% report relying on Pell grants.

COLLEGE CHOICE

• Number of colleges/universities other than Morehouse to which first-time, full-time freshmen applied

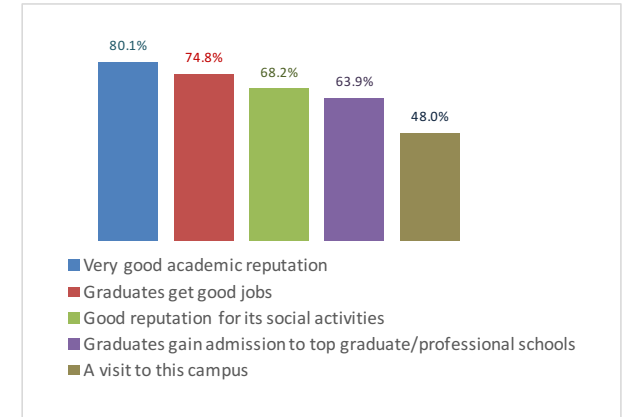
5%	25%	41%	29%
<i>None</i>	<i>1 - 3</i>	<i>4 - 6</i>	<i>7 or more</i>

• 79% were accepted by their first choice colleges.

• Morehouse was their...choice.

57%	26%	8%	9%
<i>1st</i>	<i>2nd</i>	<i>3rd</i>	<i>Less than 3rd</i>

• Top 5 "very important" reasons influencing their decisions to attend Morehouse.



POLITICAL AND COMMUNITY ENGAGEMENT

• 85% feel it's important to help others in difficulty.

• 71% believe being a community leader matters.

• 71% want to improve their understanding of other countries of cultures.

• 66% expect to participate in student protests or demonstrations while in college.

EDUCATIONAL ASPIRATIONS

• Top 5 intended majors (grouped into broad CIRP categories) of first-time, full-time freshmen

22%	18%	14%	9%	9%
<i>Business</i>	<i>Engineering</i>	<i>Biological & Life Sciences</i>	<i>Mathematics or Computer Science</i>	<i>Social Science</i>

• Highest academic degree intended

28%	39%	11%	10%
<i>Master's degree</i>	<i>Ph.D. or Ed.D.</i>	<i>M.D., D.O., D.D.S., D.V.M.</i>	<i>J.D. (Law)</i>